



V.V.VANNIAPERUMAL COLLEGE FOR WOMEN

(Belonging to Virudhunagar Hindu Nadars)

An Autonomous Institution Affiliated to Madurai Kamaraj University, Madurai

Re-accredited with 'A' Grade (3rd Cycle) by NAAC

VIRUDHUNAGAR



INTERNAL QUALITY ASSURANCE CELL



Report on

Student Satisfaction Survey (2022-2023)

Student satisfaction survey was collected from all under graduate and post graduate students. 3604 students gave their valuable feedback about Infrastructure of the College and Spacious and Ventilated class, Clean and Eco-friendly Campus, Hygienic Drinking Water Facility, Maintenance and Cleanliness of Wash Rooms, Transport and Conveyance Facilities, Provision of amenities such as Store, Canteen, Xerox center, DTP, Bank Extension Counter and ATM, Accessibility of library resources and online educational resources, Browsing facility / Smart classroom / LCD Projector, Digital Mode of Communication, Support and assistance of Office staff and questions relating to Learning Resources, Teaching and Evaluation, Infrastructure, Promoting Research Culture, Moulding Student's Personality, Participative Management and Student Support and Progression.

Students are highly satisfied with the relevance of the curriculum to the student's needs, competence of the Teachers, eco-friendly campus, execution of student-faculty research forum, Social Welfare Programmes like Blood Donation camps / Extension Service activities through NSS, YRC, RRC, etc., the formation and functioning of Union Cabinet & various committees, motivation for the advanced learners through Cash Awards /Gold Medals/ Prizes and Remedial Coaching and Teaching.

There are few grey areas where students feel that there should be improvement on maintenance and cleanliness of wash rooms, usage of technical aids such as LCD, Smart board, Internet browsing facility, the Internship/Field visit/Study Tour,



V.V.VANNIAPERUMAL COLLEGE FOR WOMEN
(Belonging to Virudhunagar Hindu Nadars)
An Autonomous Institution Affiliated to Madurai Kamaraj University
Re-accredited with 'A' Grade (3rd cycle) by NAAC
Virudhunagar-626 001



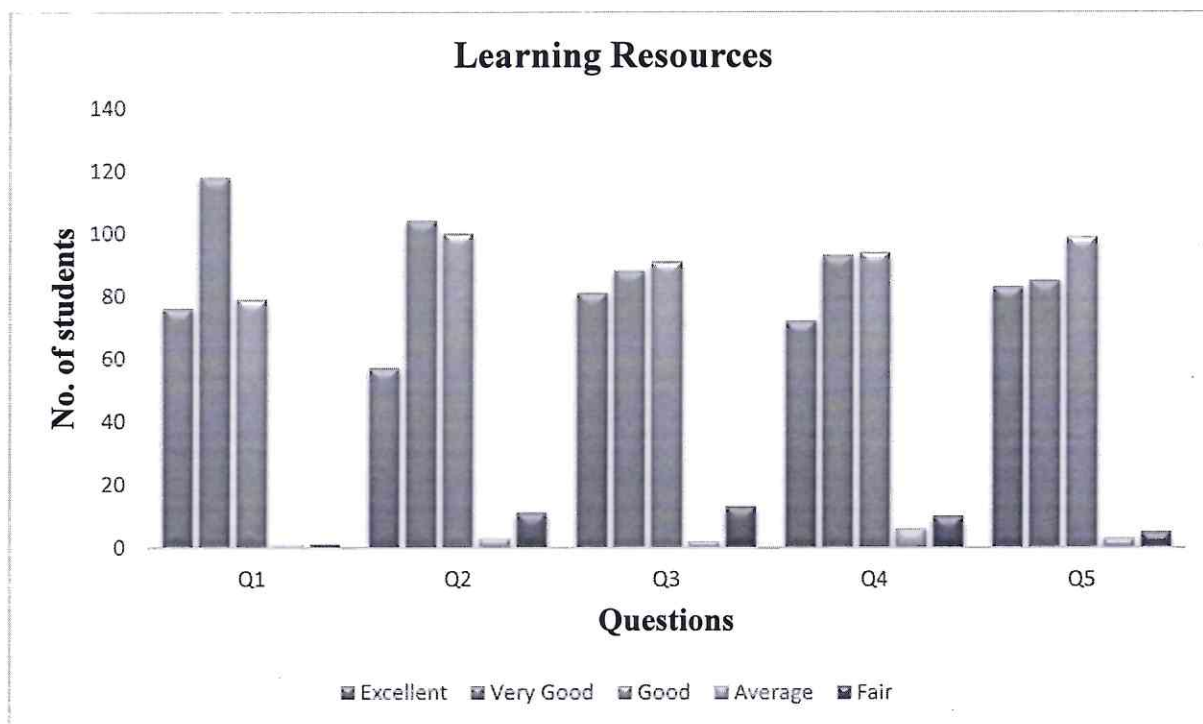
INTERNAL QUALITY ASSURANCE CELL

Student Satisfaction Survey (2022-2023)

PG - II YEAR

I. Learning Resources

S. No.	Questions	Particulars	Excellent	Very Good	Good	Average	Fair
1.	Relevance of the curriculum to the student's needs	Q1	76	118	79	1	1
2.	Scope for developing Job skills & Life skills	Q2	57	104	100	3	11
3.	Availability of books, journals, magazines in the general and department libraries	Q3	81	88	91	2	13
4.	Usage of Technical aids such as LCD, Smart board	Q4	72	93	94	6	10
5.	Workshops and Guest Lectures give insight into advanced topics	Q5	83	85	99	3	5

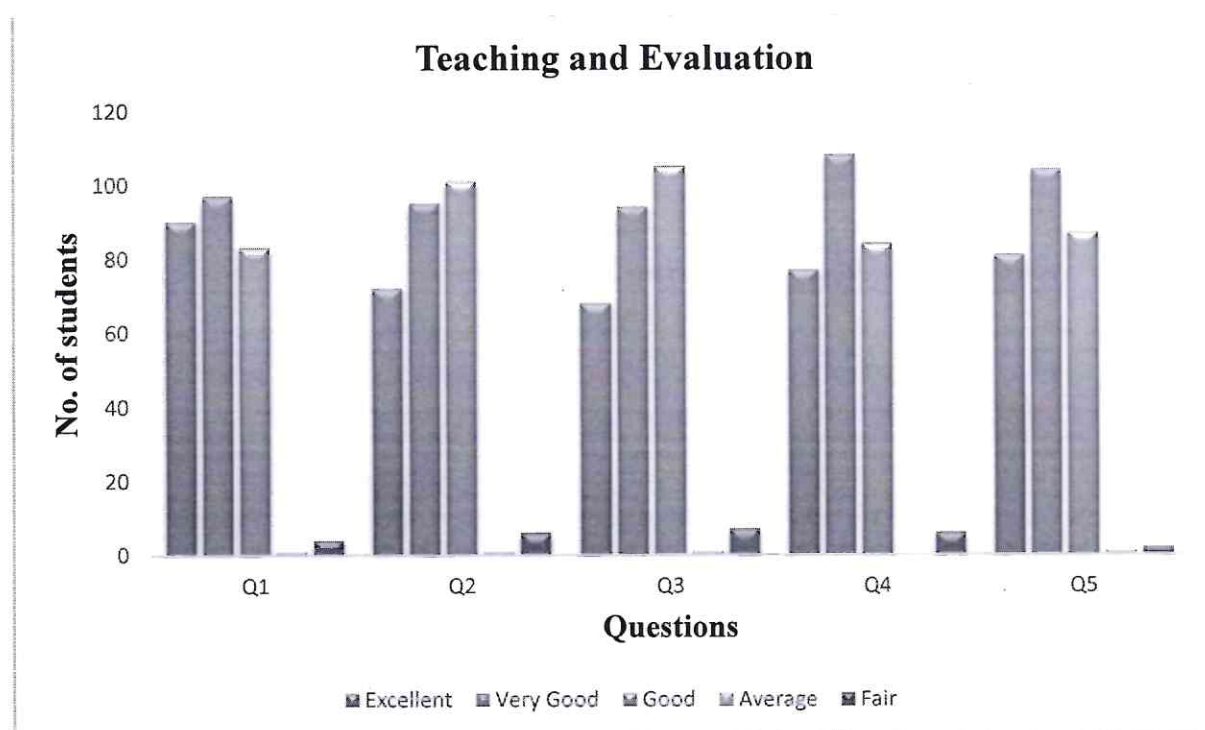


It is clear from the above table that, out of 275 students surveyed, 99% of the students have positively responded to the statement 'Relevance of the curriculum to the student's needs'. 97.1% of the students have felt that Workshops and Guest Lectures give insight into

the advanced topics. 94.9% of the students have revealed that there is scope for developing Job skills & Life skills. 94.5% of the students have appreciated that there is availability of books, journals, magazines in the general and department libraries. 94.2% of the students are satisfied with the usage of technical aids such as LCD, Smart board.

II. Teaching and Evaluation

S.No.	Questions	Particulars	Excellent	Very Good	Good	Average	Fair
1.	Competence of the Teachers	Q1	90	97	83	1	4
2.	Completion of the Syllabus on time	Q2	72	95	101	1	6
3.	Teaching techniques and methods adopted	Q3	68	94	105	1	7
4.	Regulation of Internal Tests, Assignments, Seminars, Oral and written quizzes	Q4	77	108	84	0	6
5.	Conduct of Summative examinations	Q5	81	104	87	1	2

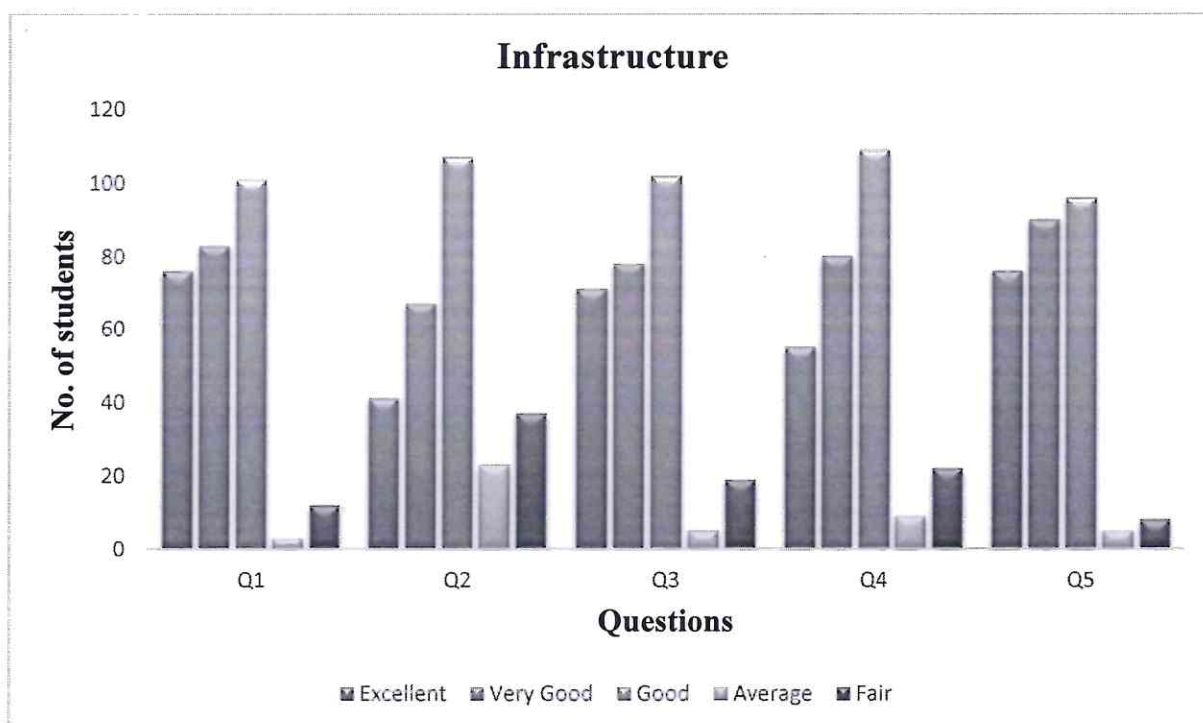


The students' opinion about the teacher learning evaluation has been depicted. 98.9% of the students appreciated that 'Conduct of Summative examinations' was organized in a good way. 98.1% of the students are highly satisfied with the 'Competence of the Teachers'. 97.8% of the students rated 'Regulation of Internal Tests, Assignments, Seminars, Oral and written quizzes' as 'very good'. 97.5% of the students expressed that the faculty members

have completed of the syllabus on time and 97.1% of the students are satisfied with the 'Teaching techniques and methods adopted'

III. Infrastructure

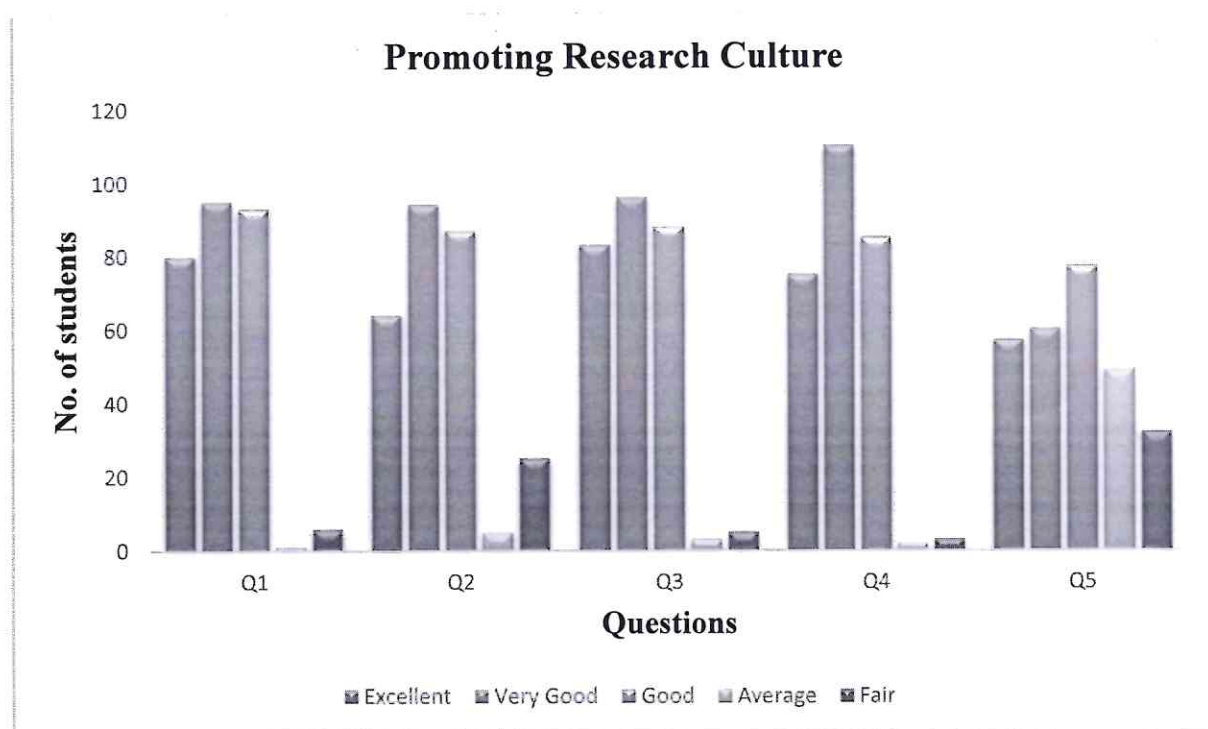
S.No.	Questions	Particulars	Excellent	Very Good	Good	Average	Fair
1.	Availability of Spacious ventilated Classrooms, Multipurpose Hall & Seminar halls	Q1	76	83	101	3	12
2.	Stationery Store and Canteen with variety of supplies	Q2	41	67	107	23	37
3.	Provisions for RO water, Transport & uninterrupted power supply	Q3	71	78	102	5	19
4.	Access to DTP /Xerox, ATM, Bank Extension Counter Facilities	Q4	55	80	109	9	22
5.	Eco-friendly campus	Q5	76	90	96	5	8



Among 275 students surveyed, 95.3% of the students have felt that the college as Eco-friendly campus. 94.5% of the students have opined that there is availability of spacious ventilated Classrooms, Multipurpose Hall & Seminar halls. 91.3% of the students have revealed that the provisions for RO water, transport & uninterrupted power supply is 'good'. 21.8% of the students have dissatisfaction towards the stationery store and canteen with variety of supplies. 11.3% of the students have revealed that there is dissatisfaction with the access to DTP /Xerox, ATM, Bank Extension Counter Facilities.

IV. Promoting Research Culture

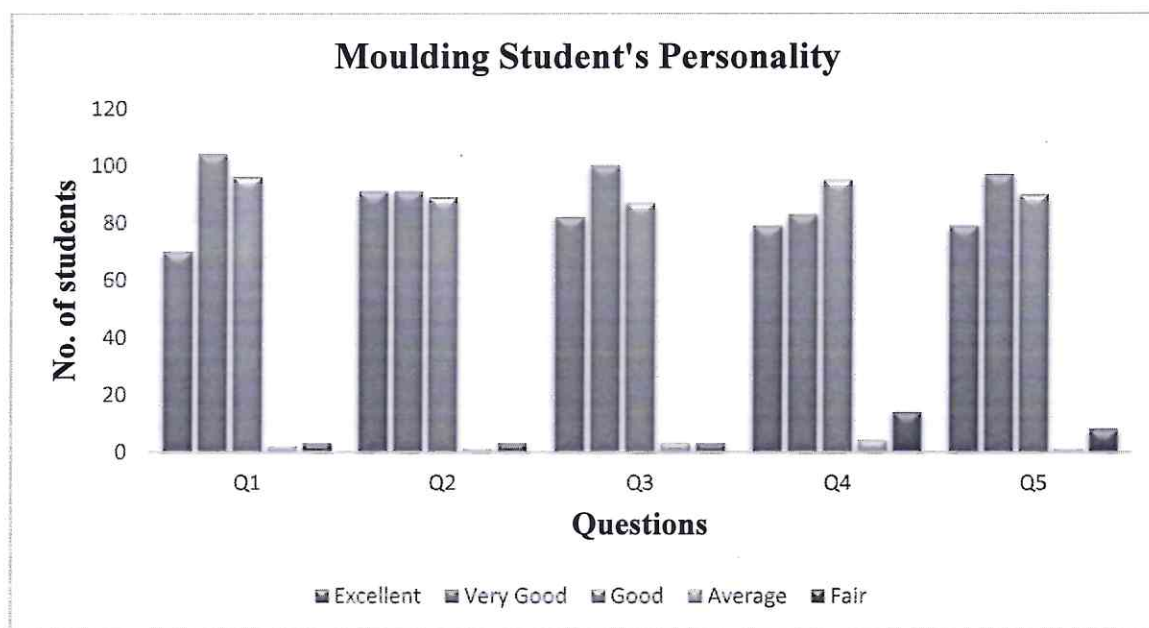
S.No.	Questions	Particulars	Excellent	Very Good	Good	Average	Fair
1.	Execution of Student –Faculty Research Forum	Q1	80	95	93	1	6
2.	Internet browsing facility	Q2	64	94	87	5	25
3.	Participation /Presentation of papers in Seminars/ Workshops/ Conferences	Q3	83	96	88	3	5
4.	Teachers assistance in Getting research grant for carrying out project work	Q4	75	110	85	2	3
5.	Internship / Field visit / Study Tour	Q5	57	60	77	49	32



The students' survey about the promoting research culture teacher has been depicted. 98.2% of the students opined that 'Teachers assistance in getting research grant for carrying out project work' as 'good' to 'excellent'. 97.5% of the students are highly satisfied with the execution of student–faculty research forum. 97.1% of the students rated participation/presentation of papers in Seminars/Workshops/ Conferences as 'good' to 'excellent'. 29.5% of the students have dissatisfaction towards the Internship/Field visit/Study Tour. 10.1% of the students have dissatisfaction towards the Internet browsing facility.

V. Moulding Student's Personality

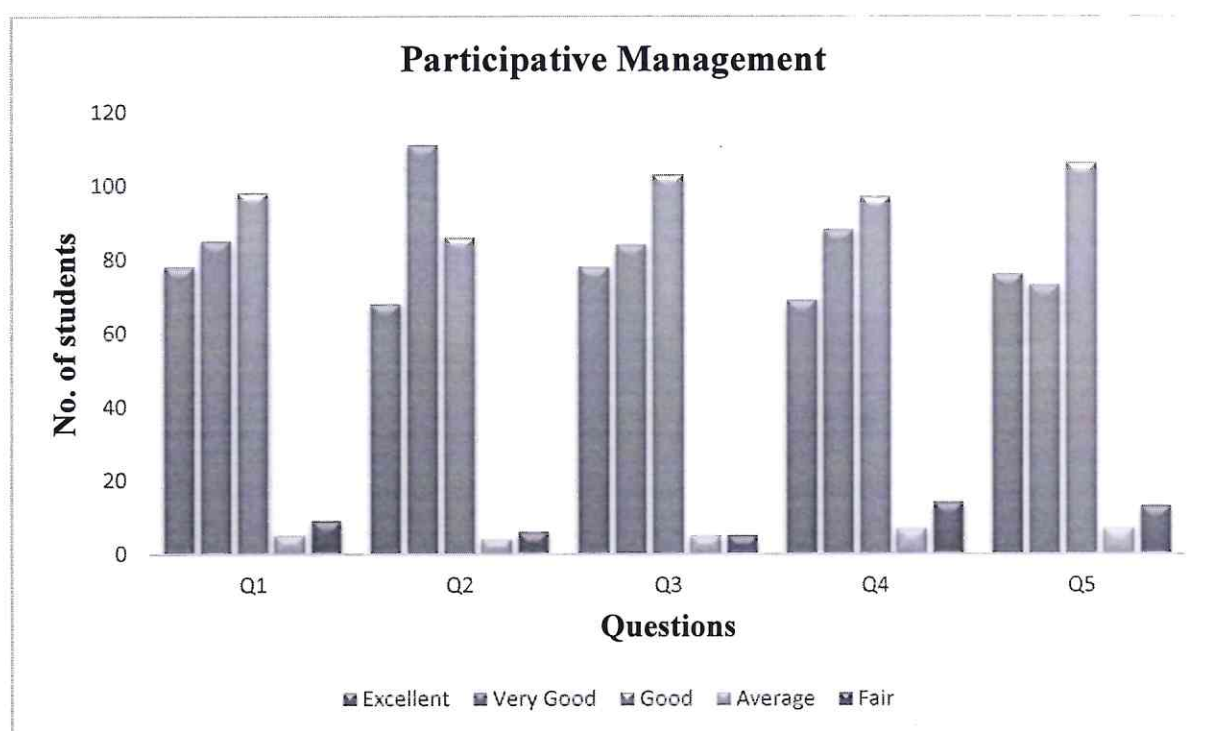
S.No.	Questions	Particulars	Excellent	Very Good	Good	Average	Fair
1.	Bridge Course / Personality Development Programme / Soft skills programmes	Q1	70	104	96	2	3
2.	Social Welfare Programmes like Blood Donation camps / Extension Service activities through NSS, YRC, RRC, etc	Q2	91	91	89	1	3
3.	Emphasis on strict discipline ethical values and proper behaviour	Q3	82	100	87	3	3
4.	Inter-collegiate and inter departmental competitions	Q4	79	83	95	4	14
5.	Social responsibility through observance of National/International Days	Q5	79	97	90	1	8



It is clear from the above table that out of 275 students surveyed, 98.6% of the students are highly satisfied with the Social Welfare Programmes like Blood Donation camps/ Extension Service activities through NSS, YRC, RRC, etc. 98.2% of the students are satisfied with the Bridge Course/Personality Development Programme/Soft skills programmes. 97.8% of the students have appreciated that there is an emphasis on strict discipline ethical values and proper behaviour. 96.2% of the students stated that 'Social responsibility through observance of National/International Days' was organized in an excellent way and 93.5% of the students expressed that the Inter-collegiate and inter departmental competitions are conducted in an excellent way.

VI. Participative Management

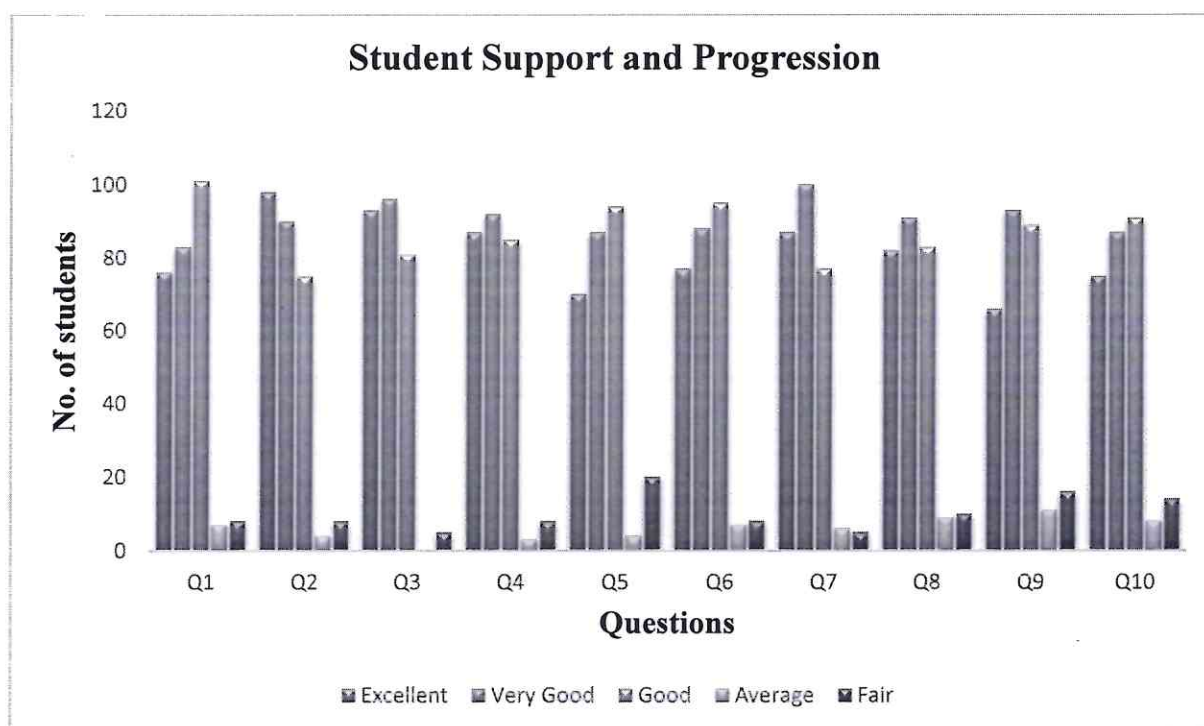
S.No.	Questions	Particulars	Excellent	Very Good	Good	Average	Fair
1.	Formation and function of Union Cabinet & various Committees	Q1	78	85	98	5	9
2.	Students' representation in Board of Studies/ Department Student Council	Q2	68	111	86	4	6
3.	Students' representation in Student Support & Service Forums	Q3	78	84	103	5	5
4.	Interaction with Principal/Managing Board	Q4	69	88	97	7	14
5.	Strengthening Team Spirit through House System	Q5	76	73	106	7	13



The students' survey about participative management has been depicted. 94.9% of the students are highly satisfied with the formation and function of Union Cabinet & various committees. 96.4% of the students rated students' representation in Board of Studies/ Department Student Council and 'Students' representation in Student Support & Service Forums' as 'good' to 'excellent'. 7.6% of the students have dissatisfaction towards the Interaction with Principal/Managing Board. 7.3% of the students have dissatisfaction towards the strengthening team spirit through House System.

VII. Student Support and Progression

S.No.	Questions	Particulars	Excellent	Very Good	Good	Average	Fair
1.	Remedial Coaching and Teaching	Q1	76	83	101	7	8
2.	Motivation for the Advanced Learners through Cash Awards /Gold Medals/ Prizes	Q2	98	90	75	4	8
3.	Financial assistance to the needy students from welfare funds	Q3	93	96	81	0	5
4.	Fee concession to sports students	Q4	87	92	85	3	8
5.	Support and Assistance by Office staff	Q5	70	87	94	4	20
6.	Grievance Redressal System	Q6	77	88	95	7	8
7.	Ward System to give individual care	Q7	87	100	77	6	5
8.	Employment Opportunities through Job fairs	Q8	82	91	83	9	10
9.	Coaching for Competitive Examination	Q9	66	93	89	11	16
10.	Entrepreneurship Training	Q10	75	87	91	8	14

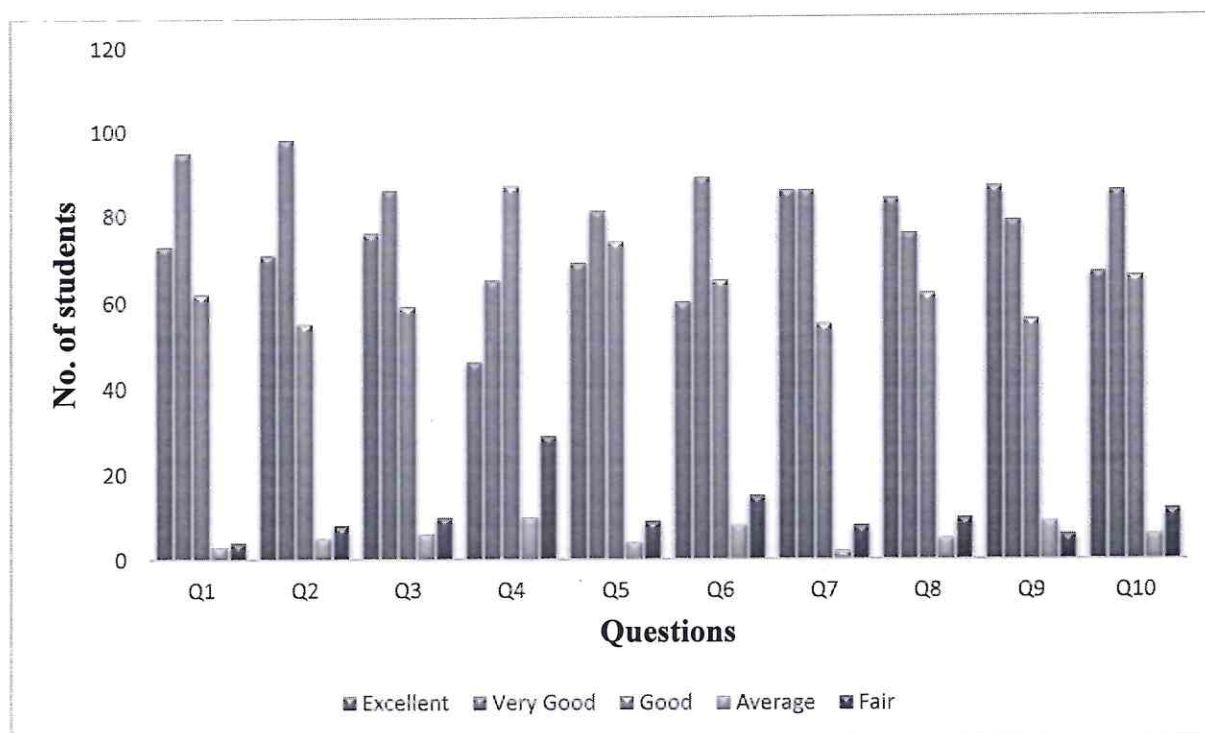


Among 275 students surveyed, 98.2% of the students have appreciated the financial assistance to the needy students from welfare funds are conducted in an excellent way. 96% of the students stated that there is fee concession to sports students and expressed that the ward system to give individual care are conducted in an excellent way respectively. 95.6% of the students are satisfied that there is motivation for the advanced learners through Cash Awards /Gold Medals/ Prizes. 94.5% of the students have positively responded to the

Remedial Coaching and Teaching and there is proper functioning of Grievance Redressal System. 93.1% of the students have felt that the employment opportunities through Job fairs are organised excellently. 92% of the students are satisfied with the Entrepreneurship Training. 91.3% of the students are satisfied with the Support and Assistance by Office staff as good. 90.2% % of the students have stated that there is excellent coaching for competitive examination.

PG - I YEAR

S.No.	Questions	Particulars	Excellent	Very Good	Good	Average	Fair
1.	Infrastructure of the College and spacious and ventilated class	Q1	73	95	62	3	4
2.	Clean and Eco-friendly campus	Q2	71	98	55	5	8
3.	Hygienic drinking water facility	Q3	76	86	59	6	10
4.	Maintenance and cleanliness of wash rooms	Q4	46	65	87	10	29
5.	Transport and conveyance facilities	Q5	69	81	74	4	9
6.	Provision of amenities such as Store, Canteen, Xerox center, DTP, Bank Extension Counter and ATM	Q6	60	89	65	8	15
7.	Accessibility of library sources and online educational resources	Q7	86	86	55	2	8
8.	Browsing facility / Smart classroom / LCD Projector	Q8	84	76	62	5	10
9.	Digital Mode of Communication (SMS System – Attendance and Marks)	Q9	87	79	56	9	6
10.	Support and assistance of Office staff	Q10	67	86	66	6	12

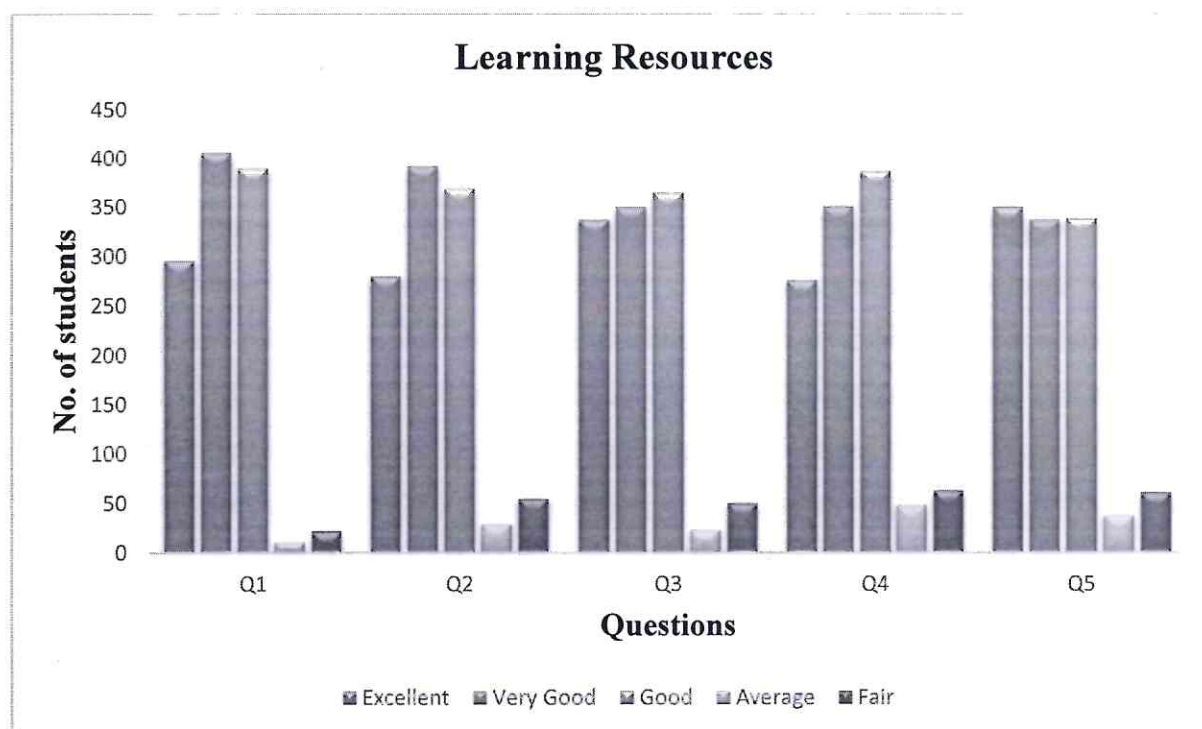


From the above table it is inferred that, out of 237 students, 97% of the students have felt that the Infrastructure of the college and spacious and ventilated class is very good. 95.8% of the students have given ranking for the accessibility of library sources and online educational resources. 94.5 % of the students have rated clean and eco-friendly campus transport and conveyance facilities is very good respectively. 93.7% of the students have given ranking for digital mode of communication is excellent and browsing facility/Smart classroom / LCD Projector is satisfactory respectively. 93.2 % of the students have the statement 'hygienic drinking water facility' is very good. 92.4% of the students have opined that the support and assistance of office staff is very good. 16.5% of the students are dissatisfied with the maintenance and cleanliness of wash rooms. 9.7% of the students 'are dissatisfied with the provision of amenities such as store, canteen, xerox center, DTP, bank extension counter.

UG – III Year

I. Learning Resources

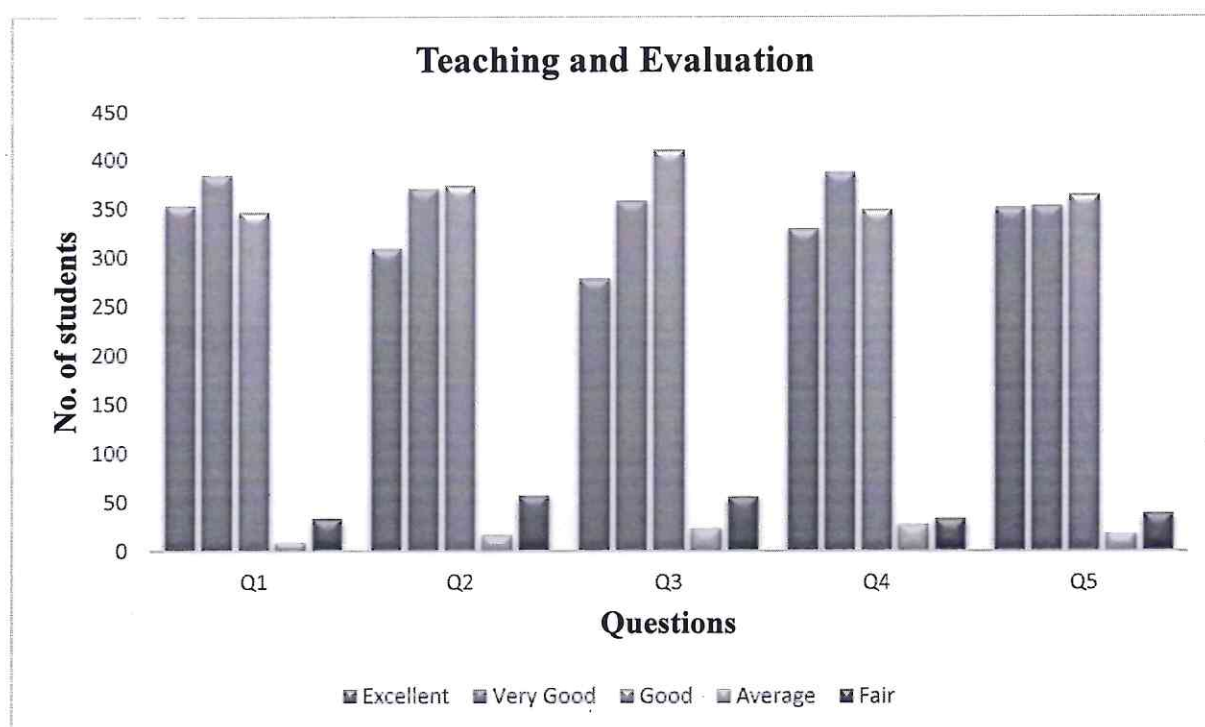
S.No.	Questions	Particulars	Excellent	Very Good	Good	Average	Fair
1.	Relevance of the curriculum to the student's needs	Q1	296	406	390	11	22
2.	Scope for developing Job skills & Life skills	Q2	280	392	369	29	55
3.	Availability of books, journals, magazines in the general and department libraries	Q3	337	350	365	23	50
4.	Usage of Technical aids such as LCD, Smart board	Q4	276	351	387	48	63
5.	Workshops and Guest Lectures give insight into advanced topics	Q5	350	337	339	38	61



Out of 1125 students surveyed, 97.1% of the students have positively responded to the statement 'Relevance of the curriculum to the student's needs'. 93.5% of the students have appreciated that there is availability of books, journals, magazines in the general and department libraries. 92.5% of the students have revealed that there is scope for developing Job skills & Life skills. 91.2% of the students have felt that Workshops and Guest Lectures give insight into the advanced topics. 9.9% of the students have dissatisfaction towards the usage of technical aids such as LCD, Smart board.

II. Teaching and Evaluation

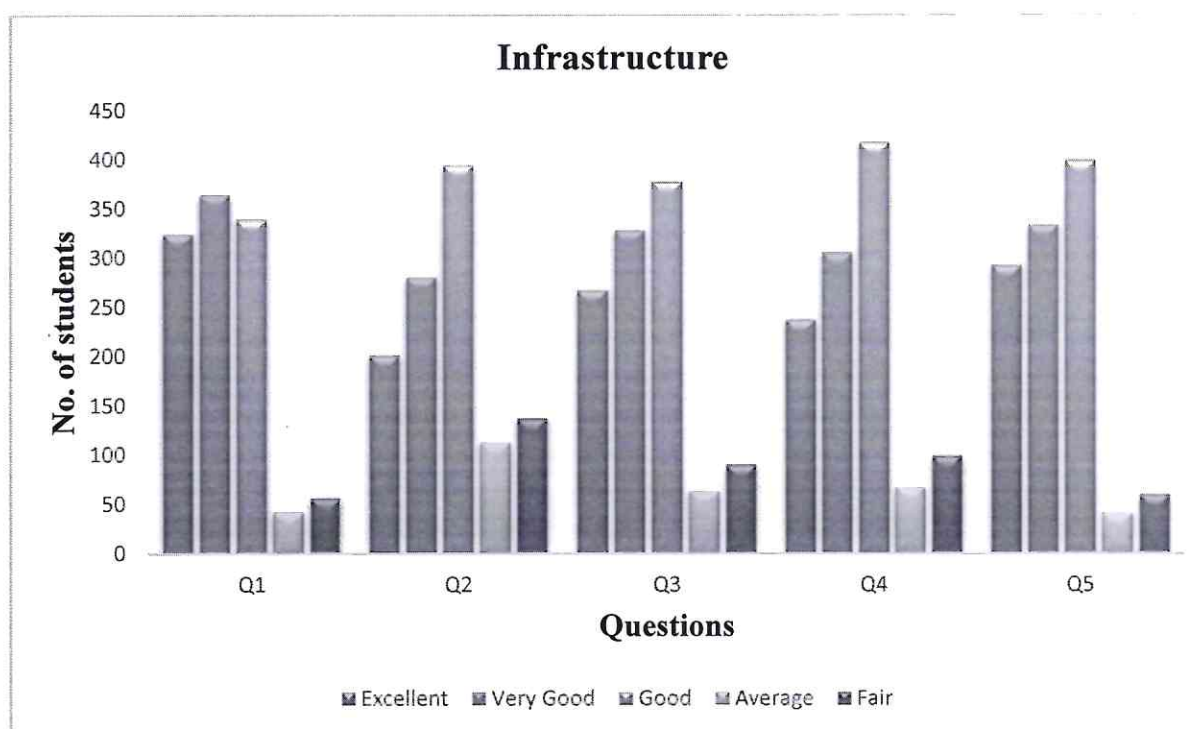
S.No.	Questions	Particulars	Excellent	Very Good	Good	Average	Fair
1.	Competence of the Teachers	Q1	353	384	346	9	33
2.	Completion of the Syllabus on time	Q2	309	370	373	16	57
3.	Teaching techniques and methods adopted	Q3	278	358	410	23	56
4.	Regulation of Internal Tests, Assignments, Seminars, Oral and written quizzes	Q4	329	387	349	27	33
5.	Conduct of Summative examinations	Q5	351	353	364	18	39



The students' opinion about the teacher learning evaluation has been depicted. 96.3% of the students are highly satisfied with the 'Competence of the Teachers'. 94.9% of the students appreciated that 'Conduct of Summative examinations' was organized in an excellent way. 94.6% of the students rated 'Regulation of Internal Tests, Assignments, Seminars, Oral and written quizzes' as 'very good'. 93.5% of the students expressed that the faculty members have completed of the syllabus on time and 92.9% of the students are satisfied with the 'Teaching techniques and methods adopted'

III. Infrastructure

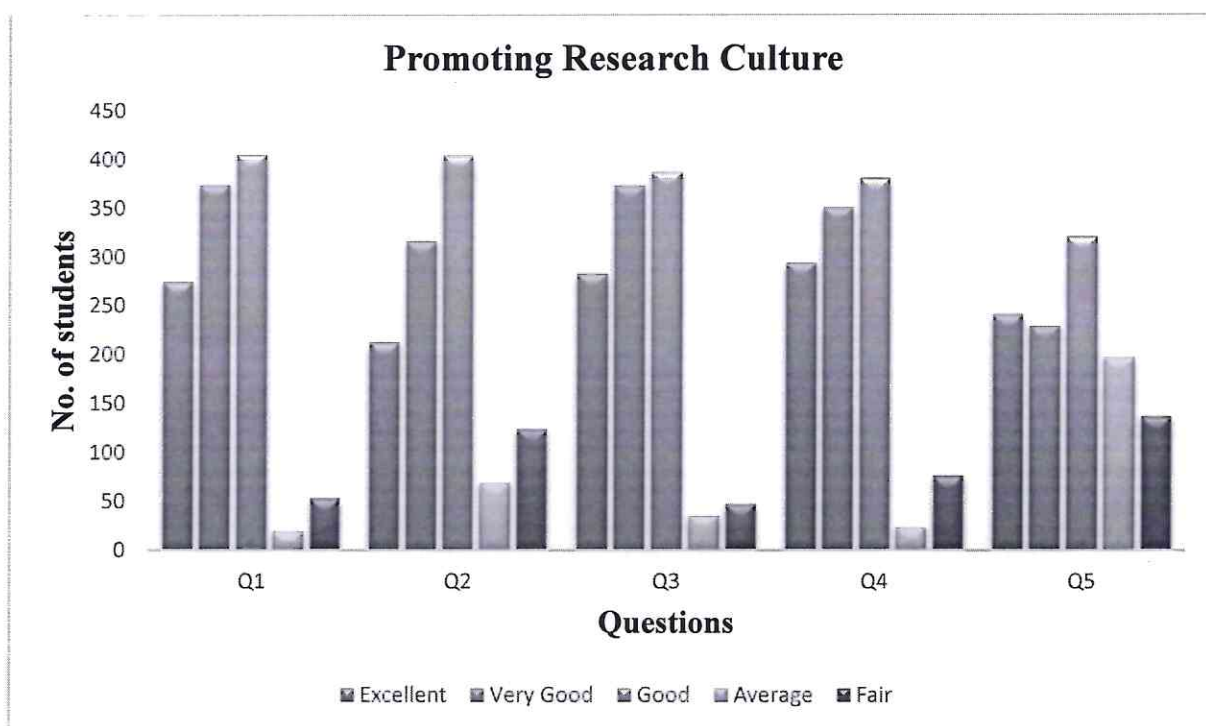
S.No.	Questions	Particulars	Excellent	Very Good	Good	Average	Fair
1.	Availability of Spacious ventilated Classrooms, Multipurpose Hall & Seminar halls	Q1	324	364	339	42	56
2.	Stationery Store and Canteen with variety of supplies	Q2	201	280	394	113	137
3.	Provisions for RO water, Transport & uninterrupted power supply	Q3	267	328	377	63	90
4.	Access to DTP /Xerox, ATM, Bank Extension Counter Facilities	Q4	237	305	417	67	99
5.	Eco-friendly campus	Q5	292	333	399	41	60



Among 1125 students surveyed, 91.3% of the students have opined that there is availability of spacious ventilated Classrooms, Multipurpose Hall & Seminar halls. 91% of the students have felt that the college as Eco-friendly campus. 86.4% of the students have revealed that the provisions for RO water, transport & uninterrupted power supply is 'good'. 85.2% of the students have revealed that access to DTP /Xerox, ATM, Bank Extension Counter Facilities is 'good'. 22.2% of the students have dissatisfaction towards the stationery store and canteen with variety of supplies.

IV. Promoting Research Culture

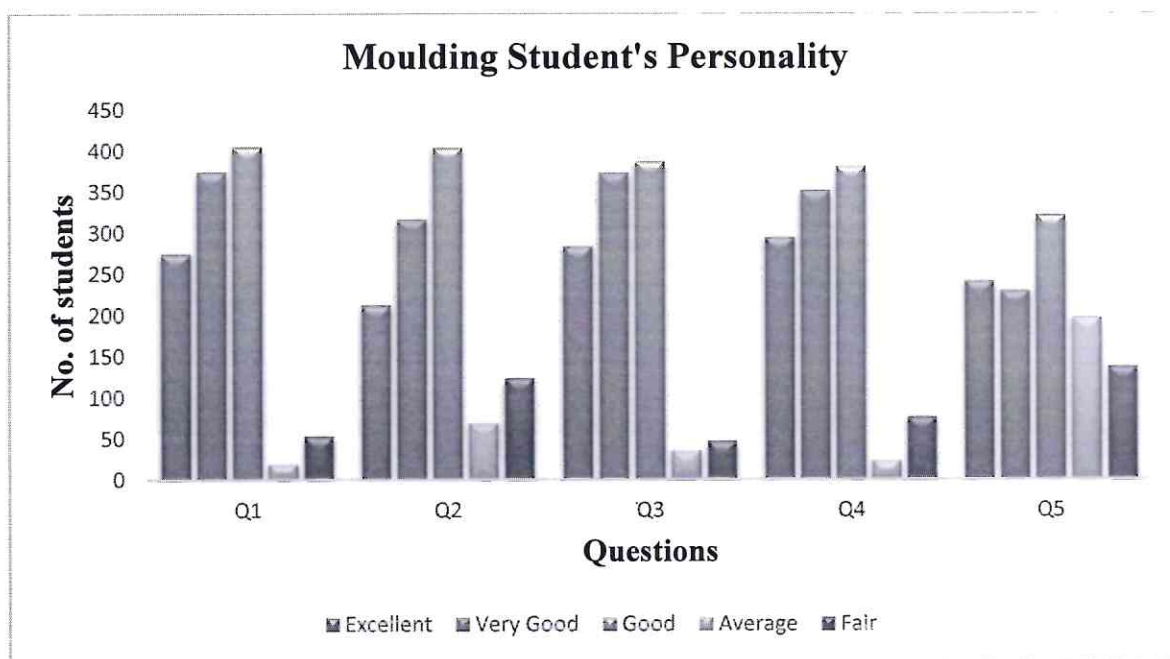
S.No.	Questions	Particulars	Excellent	Very Good	Good	Average	Fair
1.	Execution of Student –Faculty Research Forum	Q1	274	374	405	19	53
2.	Internet browsing facility	Q2	212	316	404	69	124
3.	Participation /Presentation of papers in Seminars/ Workshops/ Conferences	Q3	283	373	387	35	47
4.	Teachers assistance in Getting research grant for carrying out project work	Q4	294	351	381	23	76
5.	Internship / Field visit / Study Tour	Q5	241	229	321	197	137



The students' survey about the promoting research culture has been depicted. 93.6% of the students are highly satisfied with the execution of student –faculty research forum. 92.7% of the students rated participation/presentation of papers in Seminars/Workshops/Conferences as 'good' to 'excellent'. 91.2% of the students opined that 'Teachers assistance in getting research grant for carrying out project work' as 'good' to 'excellent'. 29.7% of the students have dissatisfaction towards the Internship/Field visit/Study Tour. 17.2% of the students have dissatisfaction towards the Internet browsing facility.

V. Moulding Student's Personality

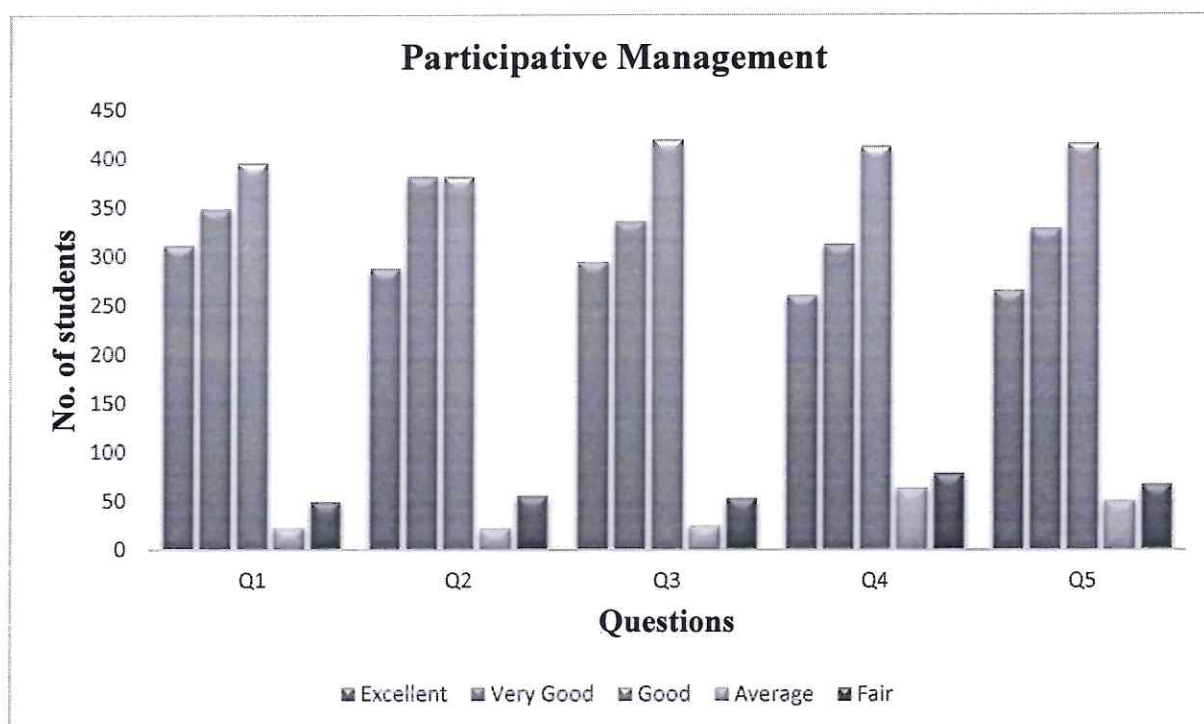
S.No.	Questions	Particulars	Excellent	Very Good	Good	Average	Fair
1.	Bridge Course / Personality Development Programme / Soft skills programmes	Q1	298	365	387	23	52
2.	Social Welfare Programmes like Blood Donation camps / Extension Service activities through NSS, YRC, RRC, etc	Q2	354	379	340	17	35
3.	Emphasis on strict discipline ethical values and proper behaviour	Q3	305	368	385	23	44
4.	Inter-collegiate and inter departmental competitions	Q4	355	328	348	37	57
5.	Social responsibility through observance of National/International Days	Q5	310	357	375	28	55



It is clear from the above table that out of 1125 students surveyed, 95.4% of the students are highly satisfied with the Social Welfare Programmes like Blood Donation camps/ Extension Service activities through NSS, YRC, RRC, etc. 94% of the students have appreciated that there is an emphasis on strict discipline ethical values and proper behaviour. 93.3% of the students are satisfied with the Bridge Course/Personality Development Programme/Soft skills programmes. 92.6% of the students stated that 'Social responsibility through observance of National/International Days' was organized in an excellent way and 91.6% of the students expressed that the Inter-collegiate and inter departmental competitions are conducted in an excellent way.

VI. Participative Management

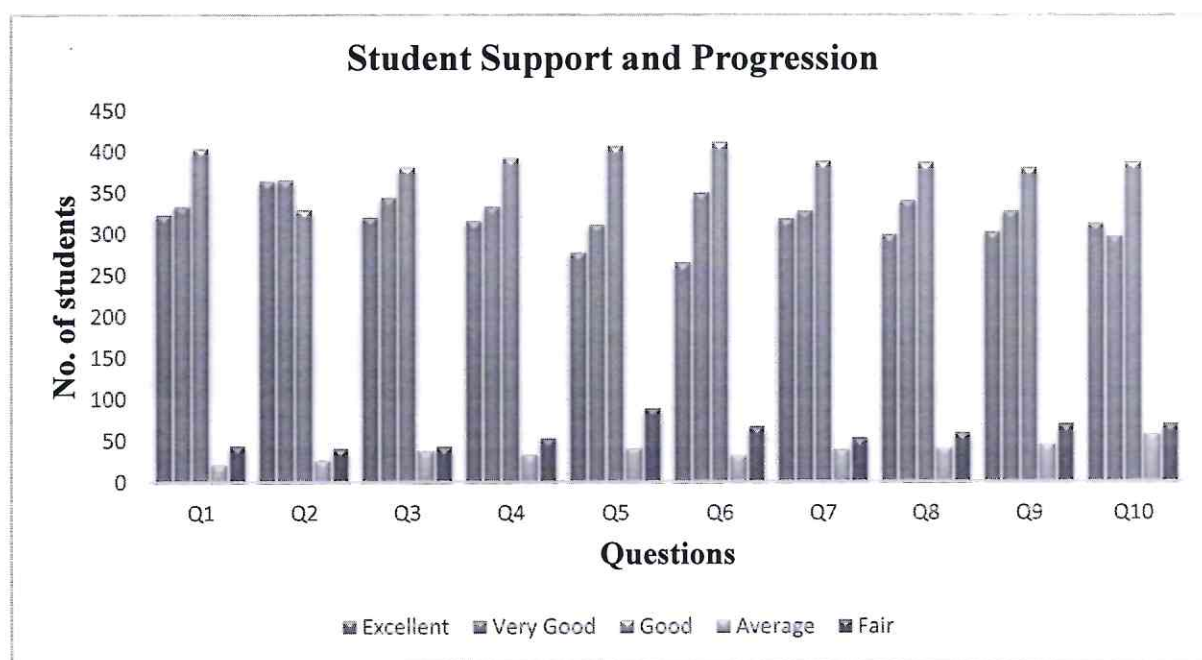
S.No.	Questions	Particulars	Excellent	Very Good	Good	Average	Fair
1.	Formation and function of Union Cabinet & various Committees	Q1	311	348	395	22	49
2.	Students' representation in Board of Studies/ Department Student Council	Q2	287	381	381	21	55
3.	Students' representation in Student Support & Service Forums	Q3	294	335	419	24	53
4.	Interaction with Principal/Managing Board	Q4	260	312	412	63	78
5.	Strengthening Team Spirit through House System	Q5	265	328	415	50	67



The students' survey about participative management has been depicted. 93.7% of the students are highly satisfied with the formation and function of Union Cabinet & various committees. 93.2% of the students rated students' representation in Board of Studies/ Department Student Council as 'good' to 'excellent'. 93.2% of the students opined that 'Students' representation in Student Support & Service Forums' as 'good' to 'excellent'. 12.5% of the students have dissatisfaction towards the Interaction with Principal/Managing Board. 10.4% of the students have dissatisfaction towards the strengthening team spirit through House System.

VII. Student Support and Progression

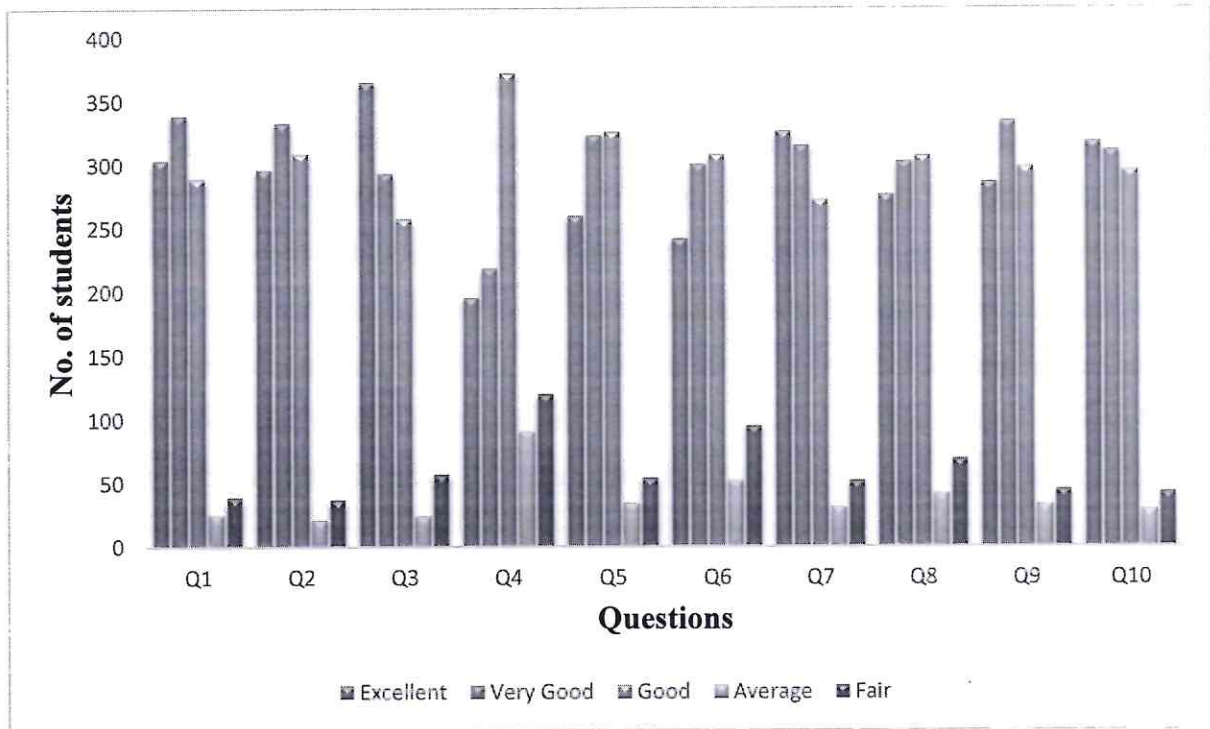
S.No.	Questions	Particulars	Excellent	Very Good	Good	Average	Fair
1.	Remedial Coaching and Teaching	Q1	323	333	404	21	44
2.	Motivation for the Advanced Learners through Cash Awards /Gold Medals/ Prizes	Q2	364	365	329	26	41
3.	Financial assistance to the needy students from welfare funds	Q3	320	344	381	37	43
4.	Fee concession to sports students	Q4	315	333	392	33	52
5.	Support and Assistance by Office staff	Q5	277	311	407	41	89
6.	Grievance Redressal System	Q6	265	350	411	32	67
7.	Ward System to give individual care	Q7	318	327	388	39	53
8.	Employment Opportunities through Job fairs	Q8	299	340	386	41	59
9.	Coaching for Competitive Examination	Q9	302	327	380	46	70
10.	Entrepreneurship Training	Q10	313	297	387	58	70



Among 1125 students surveyed, 94.2% of the students have positively responded to the Remedial Coaching and Teaching. 94% of the students are satisfied that there is motivation for the advanced learners through Cash Awards /Gold Medals/ Prizes. 92.9% of the students have appreciated the financial assistance to the needy students from welfare funds are conducted in an excellent way. 92.4% of the students stated that there is fee concession to sports students. 91.8% of the students expressed that the ward system to give individual care are conducted in an excellent way. 91.2% of the students have felt that there is proper functioning of Grievance Redressal System. 91.1% of the students have felt that the employment opportunities through Job fairs are organised excellently. 89.7% % of the students have stated that there is excellent coaching for competitive examination. 11.6% of the students are dissatisfied towards the Support and Assistance by Office staff and 11.4% of the students are dissatisfied towards the Entrepreneurship Training

UG – II Year

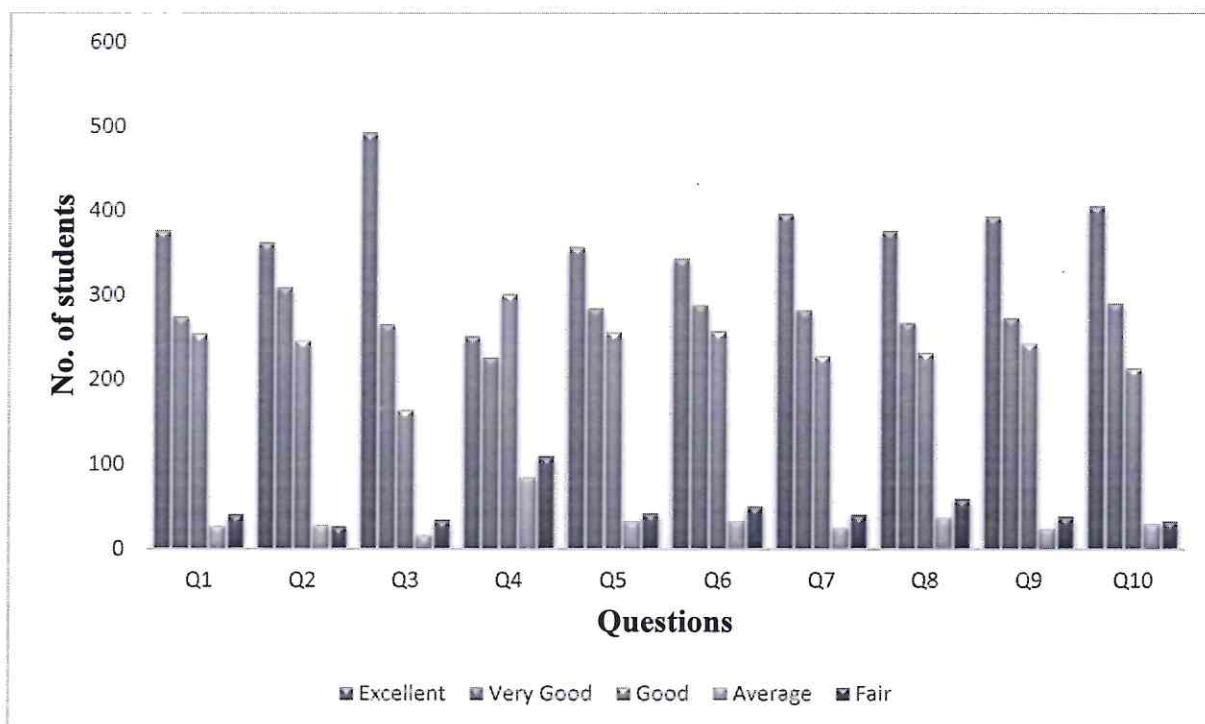
S.No.	Questions	Particulars	Excellent	Very Good	Good	Average	Fair
1.	Infrastructure of the College and spacious and ventilated class	Q1	304	339	289	25	39
2.	Clean and Eco-friendly campus	Q2	296	333	309	21	37
3.	Hygienic drinking water facility	Q3	365	293	257	24	57
4.	Maintenance and cleanliness of wash rooms	Q4	195	218	372	91	120
5.	Transport and conveyance facilities	Q5	259	323	326	34	54
6.	Provision of amenities such as Store, Canteen, Xerox center, DTP, Bank Extension Counter and ATM	Q6	241	300	308	52	95
7.	Accessibility of library sources and online educational resources	Q7	326	315	272	31	52
8.	Browsing facility / Smart classroom / LCD Projector	Q8	276	302	307	42	69
9.	Digital Mode of Communication (SMS System – Attendance and Marks)	Q9	286	334	298	33	45
10.	Support and assistance of Office staff	Q10	318	311	295	29	43



From the above table it is inferred that, out of 996 students, 94.2 % of the students have rated clean and eco-friendly campus is excellent. 93.6% of the students have felt that the Infrastructure of the college and spacious and ventilated class is excellent. 92.8% of the student have opined that the support and assistance of office staff are excellent. 92.2% of the student have given ranking for digital mode of communication is excellent. 91.9 % of the students have the statement 'hygienic drinking water facility' is excellent. 91.7% of the student have given ranking for the accessibility of library sources and online educational resources. 91.2% of the students felt that transport and conveyance facilities is excellent. 21.2% of the students are dissatisfied with the maintenance and cleanliness of wash rooms. 14.8% of the students are dissatisfied with the provision of amenities such as store, canteen, xerox center, DTP, bank extension counter 11.1% of the students have felt that browsing facility/Smart classroom / LCD Projector is not satisfactory.

UG – I Year

S.No.	Questions	Particulars	Excellent	Very Good	Good	Average	Fair
1.	Infrastructure of the College and spacious and ventilated class	Q1	376	274	254	27	40
2.	Clean and Eco-friendly campus	Q2	362	309	246	28	26
3.	Hygienic drinking water facility	Q3	492	265	164	16	34
4.	Maintenance and cleanliness of wash rooms	Q4	251	226	301	84	109
5.	Transport and conveyance facilities	Q5	357	284	256	32	42
6.	Provision of amenities such as Store, Canteen, Xerox center, DTP, Bank Extension Counter and ATM	Q6	343	288	257	33	50
7.	Accessibility of library sources and online educational resources	Q7	396	282	228	25	40
8.	Browsing facility / Smart classroom / LCD Projector	Q8	376	267	232	37	59
9.	Digital Mode of Communication (SMS System – Attendance and Marks)	Q9	393	273	243	24	38
10.	Support and assistance of Office staff	Q10	406	290	213	29	33



In the above table among all the components, 94.9% of the students felt that hygienic drinking water facility is excellent. 94.4% of the students have rated clean and eco-friendly campus is excellent. 93.6% of the students have felt that digital mode of communication and the support and assistance of office staff is excellent respectively. 93.3% of the accessibility of library sources and online educational resources is excellent. 93.1% of the students have given ranking for Infrastructure of the college and spacious and ventilated class. 92.4% of the student felt that the transport and conveyance facilities is excellent. 91.5% of the students have given rating for provision of amenities such as store, canteen, xerox center, DTP, bank extension counter is excellent. 90.1% of the students have felt that the browsing facility/Smart classroom / LCD Projector is excellent. 19.9% of the students have dissatisfaction with the maintenance and cleanliness of wash rooms.



IQAC Coordinator


PRINCIPAL